

MIRAE ASSET GLOBAL ADVANTAGE FUND

IFSC, GIFT City



**Invest Across Global Market
and Themes**

A Category III AIF Open-ended Restricted Scheme (Non-Retail) under the IFSCA FM Regulations (**Outbound Fund**)



**Only for NRIs and
Foreign Nationals**



Why Mirae Asset for
Global Markets?



Founded in 1997, Mirae Asset Global Investments is the asset management arm of the Mirae Asset Financial Group, one of Asia's leading independent financial services companies.

Mirae Asset Financial Group



**Mirae Asset
Global Investments**

**Mirae Asset
Securities**

**Mirae Asset
Life Insurance**

**Other
Affiliates**



- Alternative Investments
- Exchange Traded Funds
- Traditional Investments



- Investment Banking
- Wealth Management
- Brokerage Services



- Life Insurance
- Variable Insurance
- Retirement Pensions



- Mirae Asset Capital
- Mirae Asset Consulting
- Mirae Asset Venture

Managing USD 801 Billions across Businesses..

Assets Under Management

\$377bn

Total AUM | As of March 31, 2026

From US\$9bn in 2004 to US\$377bn in Q1 2026, our AUM has grown over 40x, driven by diversified capabilities across traditional and alternative asset classes.

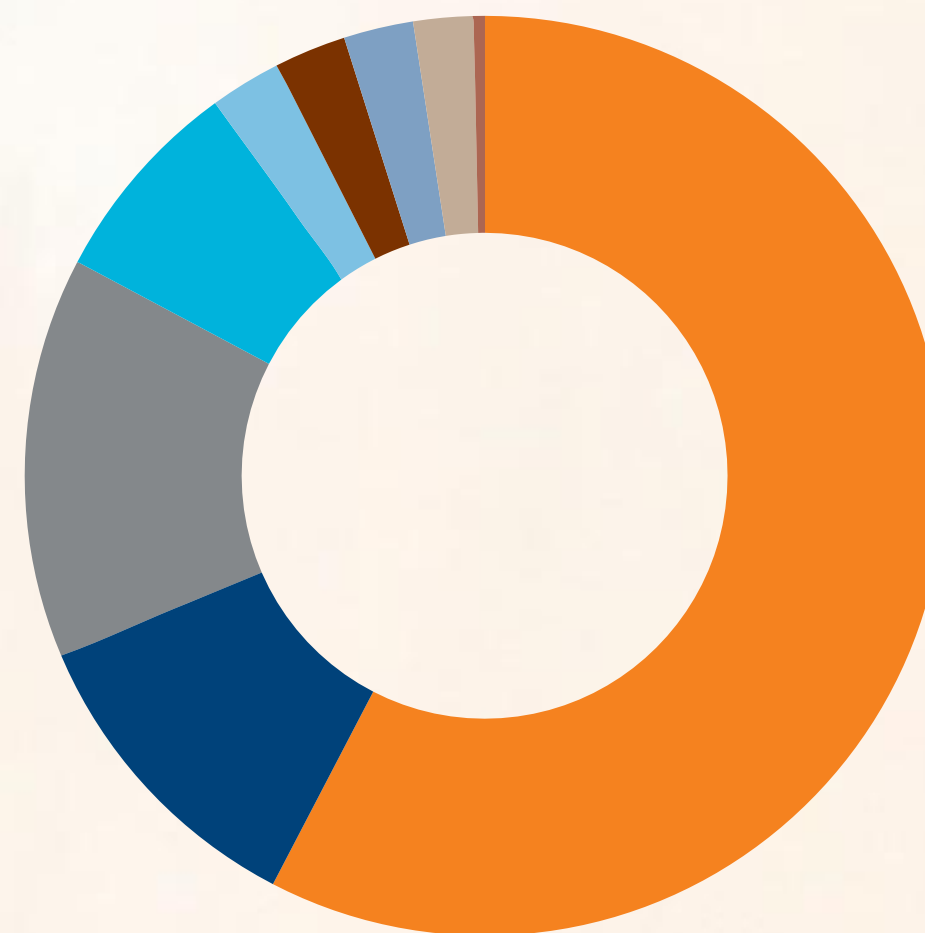


40x Growth Since 2004



Diversified Across Asset Classes

AUM Breakdown



AUM Breakdown by Asset Class

	ETFs	US\$260bn	62.1%
	Equity	US\$38.7bn	11.8%
	Others*	US\$57.4bn	15.2%
	Fixed Income	US\$31.1bn	7.9%
	Balanced	US\$9.5bn	2.7%
	Real Estate	US\$6.0bn	2.7%
	MMF	US\$9.7bn	2.6%
	Infra	US\$10.8bn	2.3%
	PEF	US\$0.9bn	0.4%



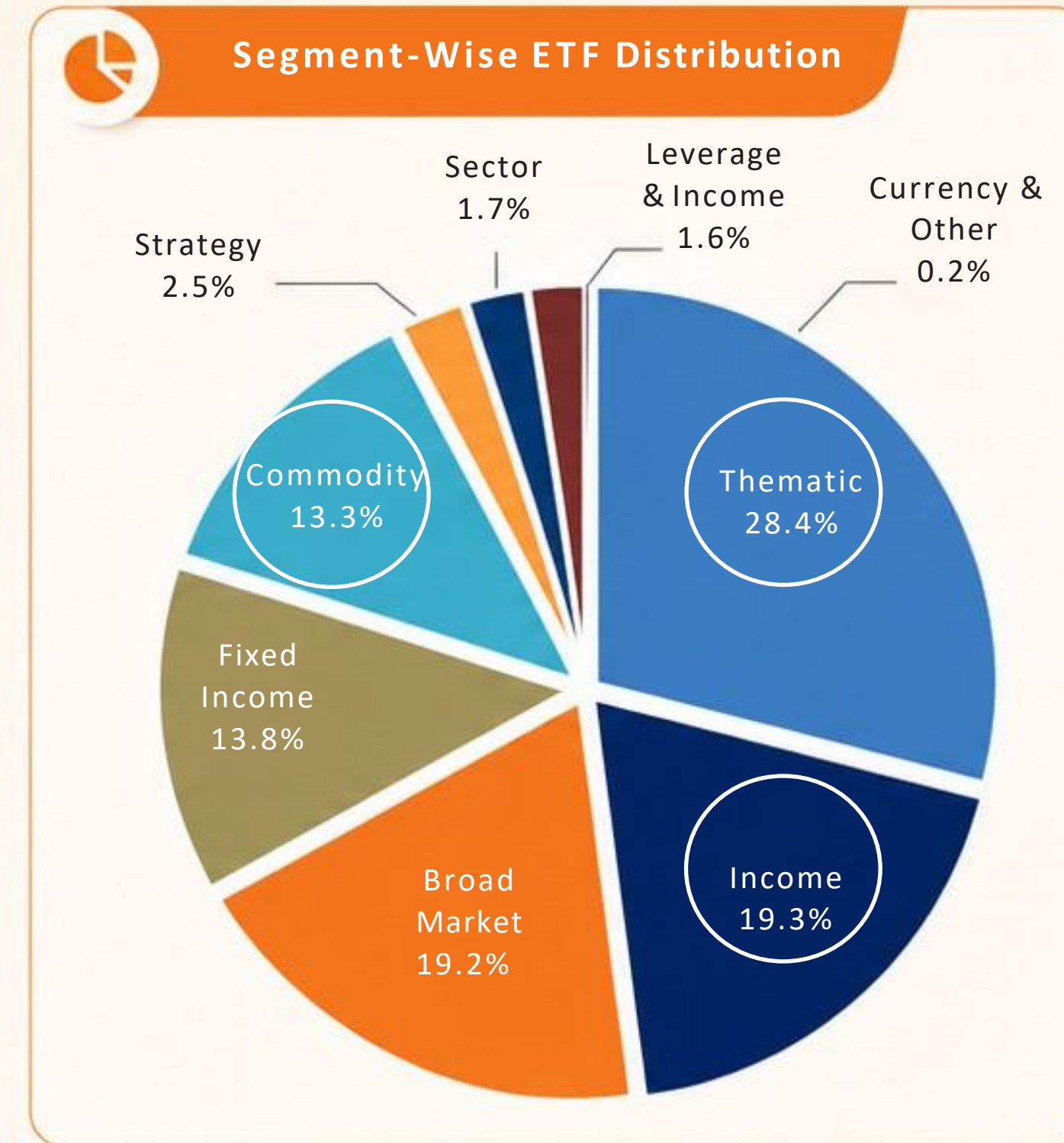
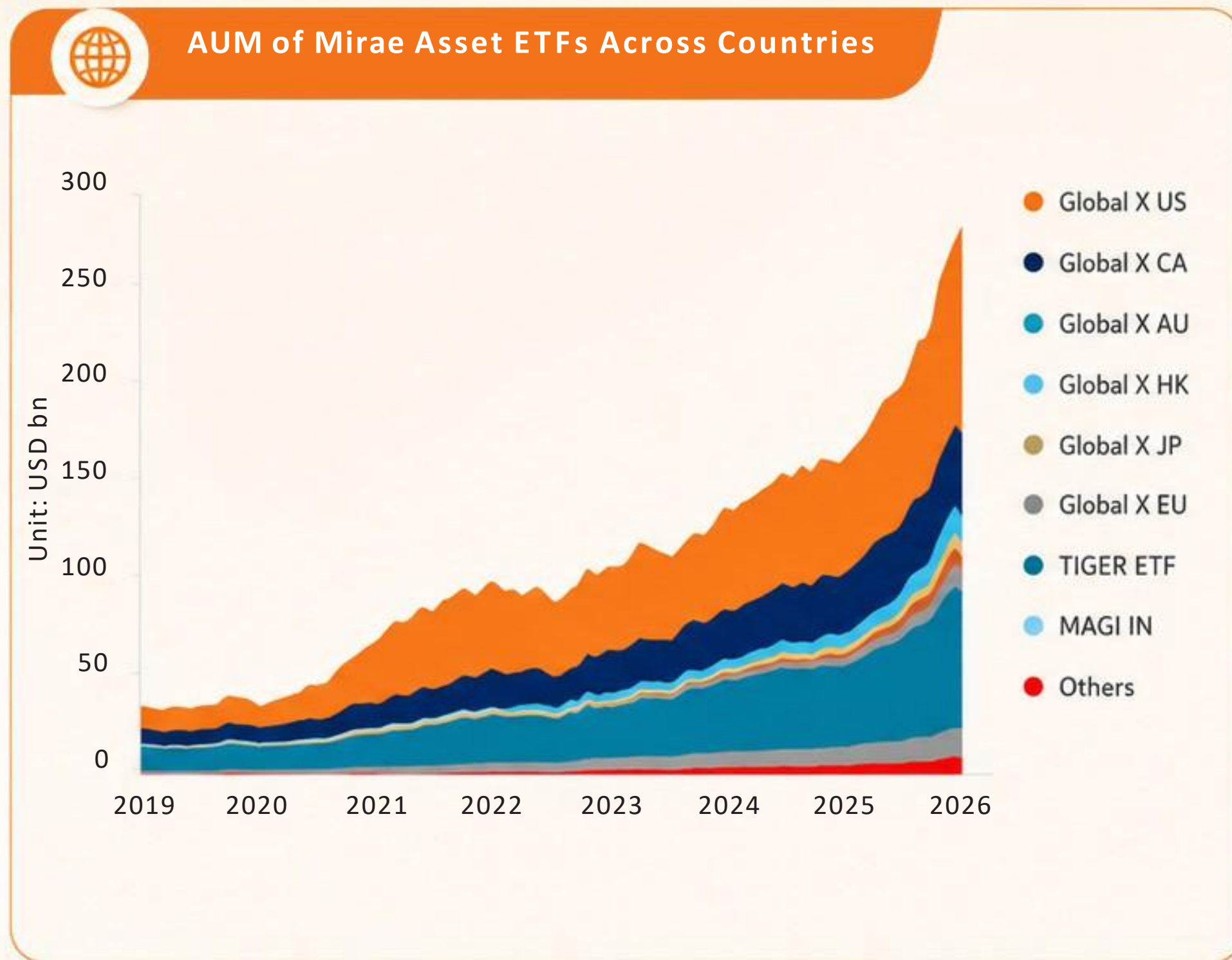
ETFs Dominate

US\$260bn

62.1% of total AUM across 740 ETFs in 12 markets worldwide

Leading with Thematic ETFs

The largest segment driving our global ETF growth across key markets



Global X by Mirae Asset

The ETF Innovation Engine of the World

Global X is the international ETF arm of Mirae Asset - pioneering access to disruptive, thematic, and income-generating investments since 2008.

1 First-Mover Thematic ETFs

Launched Silver Miners, Robotics/AI, Autonomous Vehicles and many category-defining ETFs before anyone else - giving early investors the structural advantage.

2 \$260 Bn Global ETF Platform (Global X + Tiger ETF + Mirae Asset t)

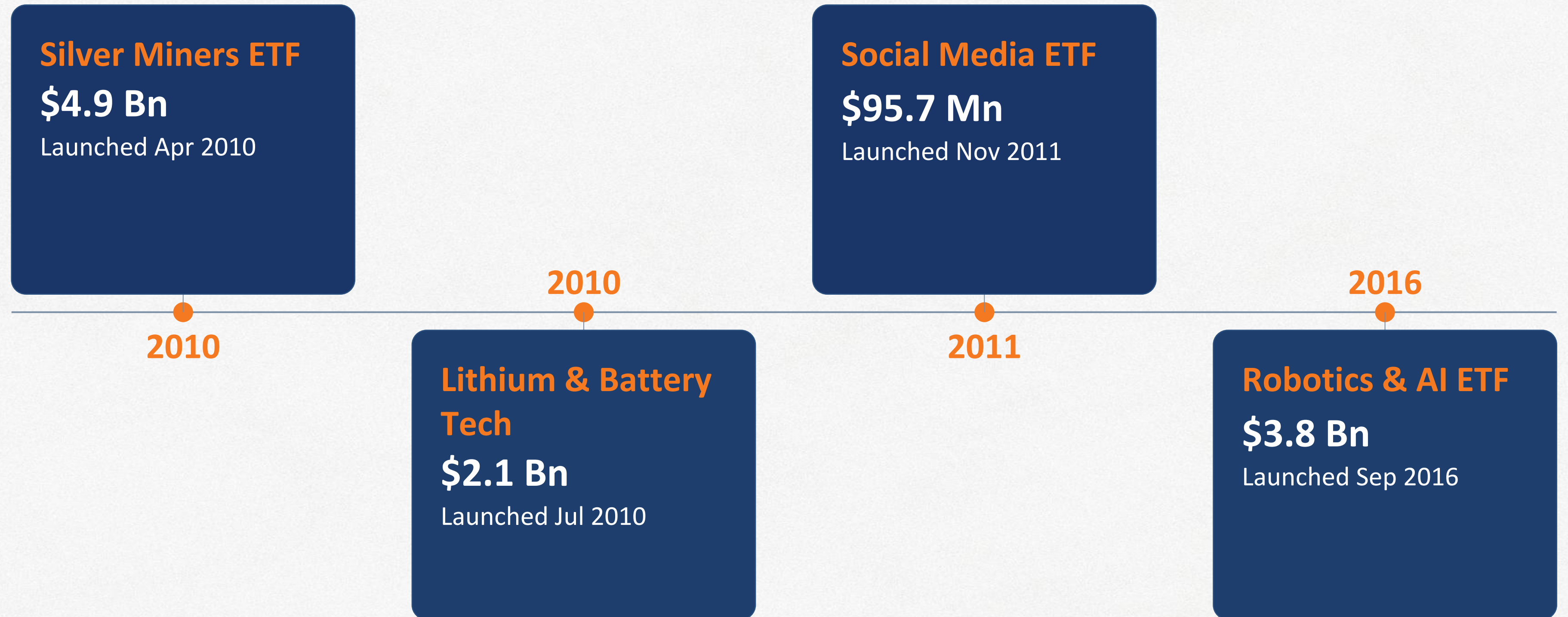
740+ ETFs across 12 countries including USA, Canada, Australia, Korea, Hong Kong. Active guidance to GIFT City from HK, USA & Canada teams.

3 Award-Winning Innovation

ETF Provider of the Year (AU & CA), Most Innovative ETF Issuer (US), Most Innovative Asset Management Firm - recognising a consistent edge in product design.

First to Market ETFs That Created Categories

Pioneering ETFs that defined entirely new investment categories , years before the market caught on



The Next Wave of Differentiated Offerings



Global X's edge: Identifying and packaging emerging global themes into investable ETFs - before they become obvious

Pioneering the Next Decade of Growth

Continuing to lead with category-defining ETFs



From digital infrastructure to defense : Global X continues to pioneer category defining ETFs for the next decade of growth

Exchange Traded Funds: **Leading Our Growth**



<p>\$260Bn Total AUM (May 2026)</p>	<p>Global X International ETF Brand</p>	<p>#1 ETF Provider - Australia & Canada</p>
<p>32x AUM Growth Since 2013</p>		<p>12th Largest Global ETF Provider</p>
<p>3 ETF Brands Globally</p>	<p>12 Countries of Operation</p>	<p>740+ ETFs across 12 Markets</p>

<p>Global X US\$155bn AUM 9 Markets 475 ETFs</p>	<p>TIGER ETF US\$76.3bn AUM Korea 223 ETFs</p>	<p>Mirae Asset (Direct) US\$2.3bn AUM India, Vietnam 40 ETFs</p>
--	--	--

Two Decades of Global Recognition for Innovation



2015-2019

- **2015 Asia-Pacific Lipper Award**
- **Investment Week's 2015 UK Boutique Management Group of the Year Award**
- **Robotics AI ETF Recognition**
In 2018, the BOTZ ETF won Thematic ETF of the Year for capturing rising automation and AI investment trends.



2020-2022

- **Cloud Computing ETF Award**
In 2020, won Thematic ETF of the Year, reflecting digital transformation.
- **Thematic ETF Leadership**
In 2021, won Best Thematic ETF for innovative products
- **Innovation Recognition**
In 2022, Mirae Asset was named Most Innovative ETF Issuer, highlighting its advanced ETF structuring strategies.



2023-2024

- **ETF of the Year -BOTZ (Robotics & AI)**
- **Best Thematic ETF Issuer (USD 100m+)**
- **Most Innovative ETF Issuer (US)**
- **Emerging Markets ETF of the Year**
- **Best Thematic ETF Issuer (Europe)**



2025

- **Hall of Fame Inductee - Global X**
- **Best ESG Passive Fund House (Asia)**
- **Best US Fixed Income ETF Issuer**
- **Best Thematic Fund Manager (HK)**



2026

- **Great Place to Work® Certification**
- **European ETF Provider of the Year**

Mirae Asset Global Advantage Fund

IFSC, Gift City



Investment Objective & Asset Allocation



Name of the Fund

MiraeAssetGlobalAdvantage Fund



Type of Scheme

Open Ended Scheme, Category III AIF



Target Investors

Only NRIs and Foreign National (Individual and Non-Individual Both)





Investment Objective

The investment objective of the Fund is to provide long-term capital appreciation from a portfolio investing in units of global equity ETFs which are based on broad market indices and/or emerging themes.



Asset Allocation

Instrument	Allocation (% of NAV)
 Global ETFs and Offshore Funds in various jurisdictions	90%-100%
 Short term fixed deposit, liquid ETFs, units of liquid/overnight funds	Upto 10% (ten percent)



Base Currency

USD (United States dollar)



Minimum Subscription

**USD151,000 for all Investors with additional investment in tranche of USD 10,000
For Accredited Investors USD25,000**



NAV

Weekly



Redemption

In Multiples of USD 10,000, With minimum USD 151,000 maintained at all times



The above asset allocation may not be met at all points of time on account of various reasons viz. global markets, subscriptions / redemptions etc, and shall be rebalanced within reasonable time period as per best judgement of the FME.

Indicative Portfolio Allocation

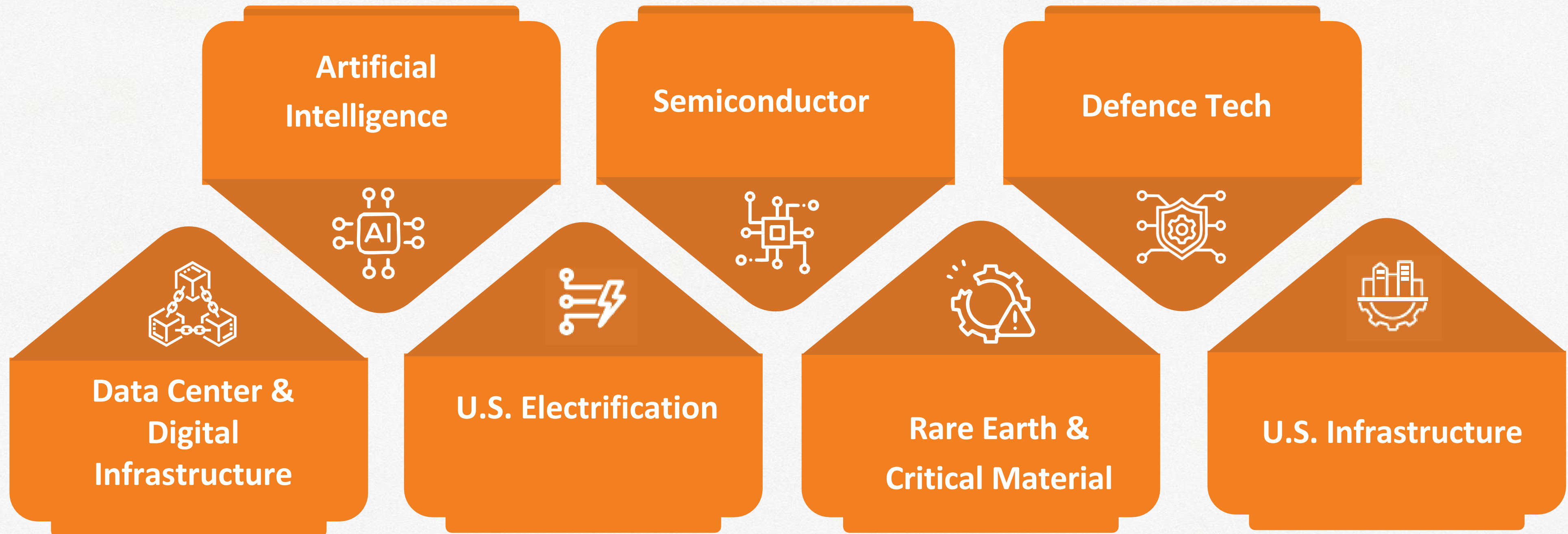


Focus on High Growth Markets & Opportunistically in Emerging Markets

Prominent Structural Themes and Tactical Themes

Investment across Geographies and Themes

Exposure Across Latest Global Themes



Opportunity to participate in cutting edge technology through emerging themes across the globe

Seven Global Themes: Each With a Decade-Long Structural Tailwind

Structural · Core

Artificial Intelligence & Technology

AI is the most transformative technology since the internet. Enterprise adoption, AI agents, and LLM infrastructure are still in early innings. The AI hardware-software-services stack represents multi-decade growth.

Global X AI & Technology ETF

Structural · Core

Semiconductors

Every AI model, EV, smartphone and data center runs on chips. US-China semiconductor rivalry is accelerating domestic investment. TSMC, Nvidia and ARM sit at the centre of this supercycle.

Global X AI Semiconductor ETF

Tactical · High Conviction

Defence Technology

NATO's 2% GDP target, Russia-Ukraine, Middle East tensions and Indo-Pacific realignment are driving the biggest peacetime defence spending surge in history - across drones, cybersecurity and space.

Global X Defense Tech ETF

Structural · Core

Data Centers & Digital Infrastructure

AI, cloud computing and streaming require exponentially more compute power. Data center REITs and hyperscalers are in a capex Supercycle - \$200B+ being invested in 2025-26 alone.

Global X Data Center & Digital Infrastructure ETF

Tactical

US Electrification

The US grid hasn't been upgraded in 40 years. EV penetration, AI data centers and solar require massive grid modernisation. A \$1T+ investment wave is beginning with bipartisan political support.

Global X US Electrification ETF

Tactical

Rare Earth & Critical Materials

Lithium, cobalt, copper, rare earths - the critical minerals underpinning EVs, defence electronics and clean energy. China controls 80%+ of supply chains, making Western supply diversification urgent.

Global X Rare Earth & Critical Materials ETF

Tactical

US Infrastructure

The US Infrastructure Investment and Jobs Act unlocks \$1.2T over a decade. Roads, bridges, airports, ports and broadband - the economy's backbone is being rebuilt. Domestic, resilient, long duration.

Global X US Infrastructure Development ETF

Structural · Core

United States

The world's deepest capital market and home to the S&P 500. US equities anchor the portfolio through blue-chip technology, consumer staples, and financials. Offering unmatched liquidity, transparency, and long-term compounding power. 30–50% of the portfolio's country allocation is directed here.

Tactical

Europe & Developed Markets

Germany, UK, Japan, and other developed economies offer valuation diversification and currency hedge benefits. Export-driven industrials, luxury goods, and pharmaceuticals provide non-correlated return streams versus US-heavy allocations, reducing concentration risk.



Tactical · Opportunistic

China

The world's second-largest economy with an \$18T equity market. Stimulus cycles, tech regulation resets, and consumer recovery create tactical entry points with AI, EVs, and domestic consumption as key alpha drivers.

Tactical

Emerging Markets (ex-China)

Vietnam, Brazil, and ASEAN are primary beneficiaries of global supply chain diversification. Younger demographics, accelerating digital adoption, and commodity wealth drive structural growth independent of China, making this a high-conviction tactical allocation.

Proven Performance Across High-Conviction Themes

1 Year Winners

ETF Name	1 YR (Annualised)	Inception Date
Hydrogen ETF	297.1%	Jul 12 2021
Lithium & Battery Tech ETF	142.5%	Jul 22 2010
ClimateTech ETF	134.1%	Oct 27 2020
Blockchain ETF	127.5%	Jul 12 2021
Copper Miners ETF	120.6%	Apr 19 2010
Silver Miners ETF	119.9%	Apr 19 2010
Rare Earth & Critical Materials ETF	118.6%	Jan 24 2022
Autonomous & Electric Vehicles ETF	91.8%	Apr 13 2018
Data Center & Digital Infrastructure ETF	85.6%	Oct 27 2020
Gold Explorers ETF	85.3%	Nov 03 2010
Artificial Intelligence & Technology ETF	67.4%	May 11 2018
Uranium ETF	66.3%	Nov 04 2010
Genomics & Biotechnology ETF	62.1%	Apr 05 2019
Emerging Markets ex-China ETF	61.8%	Sep 24 2010
MSCI Vietnam ETF	51.2%	Dec 07 2021

Source: Global X, Data as of May 31, 2026

3 Year Winners

ETF Name	3 YR (CAGR)	Inception Date
Blockchain ETF	59.1%	Jul 12 2021
Blockchain & Bitcoin Strategy ETF	54.5%	Nov 15 2021
Silver Miners ETF	53.6%	Apr 19 2010
Gold Explorers ETF	50.4%	Nov 03 2010
Uranium ETF	42.9%	Nov 04 2010
Copper Miners ETF	39.8%	Apr 19 2010
Artificial Intelligence & Technology ETF	37.3%	May 11 2018
MSCI Argentina ETF	36.7%	Mar 02 2011
Data Center & Digital Infrastructure ETF	36.7%	Oct 27 2020
MSCI Colombia ETF	35.8%	Feb 05 2009
MSCI Greece ETF	34.5%	Dec 07 2011
MLP & Energy Infrastructure ETF	29.3%	Aug 06 2013
U.S. Infrastructure Development ETF	28.3%	Mar 06 2017
MSCI SuperDividend® EAFE ETF	25.6%	Nov 14 2016
Guru® Index ETF	25.6%	Jun 04 2012

We take offshore guidance from Hong Kong, USA & Canada

Our Global ETF brand

GLOBAL X
by Mirae Asset


MIRAE ASSET
Global Investments

TIGER ETF
by Mirae Asset

Built for **Maximum Flexibility**

FLEXIBILITY DIMENSION

01 <u>Provider</u>	Mirae Asset Thematic ETFs	Non - Mirae Asset Country Allocation
02 <u>Across Jurisdiction</u>		
03 <u>Across Asset Classes</u>	Equity Core Growth Engine	Commodity Tactical & Super-cycles
04 <u>Instrument Type</u>	ETF	Active Fund



One fund, multiple dimensions of investment freedom

Mirae Asset Global Advantage Fund- What It Is and How It Works

The Problem for Investors

Accessing the right global ETF at the right time - with the conviction to act - requires institutional research, global networks, and active portfolio management.



The Solution: Global Advantage Fund

A Fund-of-ETFs (FoF) where Mirae Asset's global team actively selects and times entry/exit across country and thematic ETFs - powered by research from Hong Kong, USA & Canada.

How the Fund Works

01

Investors invest in USD

Capital committed in USD via GIFT City IFSC structure. No LRS limits. No Indian tax at fund level.

02

Fund pools capital

Mirae Asset Global Advantage Fund (Category III AIF) pools investor capital at GIFT City.

03

Active ETF selection

Global research team selects best-in-class ETFs across themes & geographies. Entry/exit timed actively.

04

Returns in USD

Net returns flow back to investor in USD. Fully transparent NAV.

What makes this Difference: Active Timing within Passive Wrapper

What the Fund Does Actively?



Selects Themes

Chooses which of the 750+ Global X ETFs & ETFs from other providers deserve allocation based on global macro, sector outlook, and valuations.



Times Entry

Identifies optimal entry points - avoiding overheated themes. HK, US & Canada research teams provide real-time signals.



Times Exit

Rotates out of themes that have played out or face near-term headwinds - not just holding forever.



Balances Geography vs Theme

Dynamically balances country-level ETFs with thematic ETFs depending on the macro environment.

VS

Why Not Just Buy an Index ETF Directly?



Market-cap weighted exposure - heavy in whatever has already done well.



No ability to overweight on various themes when macro signals support them.



No defensive mechanism - fully invested even in drawdowns, no cash buffer.



No research backbone - decisions on when to buy or sell are made without institutional data.

Active Intelligence. ETF Efficiency. Global Access

Cost Structure of a Passive ETF, Judgement of an Active Manager

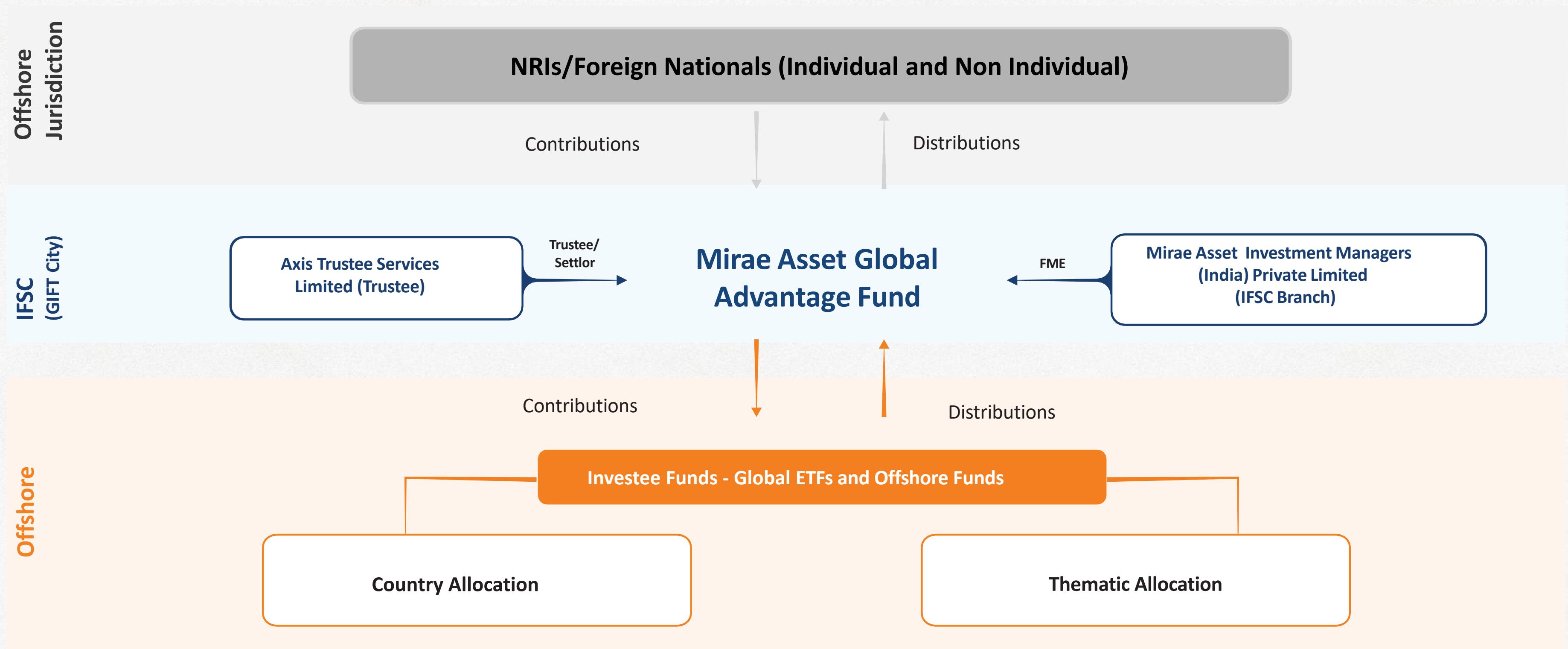
Subscription Options



Share Classes

Class of Units	Minimum Capital Commitment	Exit Load	Management Fee (Per Annum) (% of daily NAV)	Other Expenses (%) (Per Annum)
Class R1 Units	Capital Commitment equal to or more than USD 151,000	-	1.75%	On actuals with an upper limit of 0.25%
Class R2 Units	Capital Commitment equal to or more than USD 500,000	-	1.25%	
Class P Units	Capital Commitment equal to or more than USD 151,000	-	1.75%	
Class U Units	Capital Commitment equal to or more than USD 151,000	Within 1 year > 4% Between 1 - 2 years > 3% Between 2 - 3 years > 2% Post 3rd year - Nil	1.75%	
Class A1 Units	Capital Commitment equal to or more than USD 25,000	-	1.85%	

Tax Efficient Fund Structure



- Exclusively for Global Investors (i.e. excluding Resident Indian Investors) for Tax Efficiency – No Taxation at GIFT Fund Level
- Any investor in the Fund who subsequently becomes a resident in India would be provided a mandatory exit from the Fund

Ensure exclude NRI's who have sourced Indian income exceeding INR 15 lakhs and is not liable to tax in any other country to maintain Tax efficiency status

Accredited Investor Onboarding



Accredited Investors – Overview / Eligibility Criteria

An accredited investor can be an individual or an entity who are classified as financially sophisticated investors and are capable of bearing higher risk. An accredited investor must fulfil the eligibility criteria as specified by the Authority and in the manner specified from time to time

SR No	Client Type	Income Criteria	Net Worth Criteria
I	<p><u>Individual or firm comprising of only a natural person</u></p> <p>a) Where the joint investments are made by parent(s) and their child(ren) (including stepchildren, adopted children, ex nuptial children), at least one person should independently fulfill the eligibility criteria and such person should be responsible for making investment decisions.</p> <p>b) Where the joint investments are made by spouses, their combined income/ net worth should meet the eligibility criteria.</p>	USD 200,000	USD-1,000,000 (out of which at least USD 500,000 of the net assets comprise of financial assets)
II	<p><u>Partnership firms</u></p> <p>a) Each partner fulfills the Income & Net Worth criteria as specified under point I or b) Firm should have net worth 5 mill and Partner making investment decisions should meet the criteria above point I</p>	USD 200,000	<p>USD-1,000,000 (out of which at least USD 500,000 of the net assets comprise of financial assets)</p> <p>USD 5,000,000</p>
III	<p><u>Trusts</u></p> <p>a) All beneficiaries should meet criteria for accredited investors or b) Trust should have net worth 5 mill and individual making investment decisions should meet the criteria as mentioned above in point I</p>	USD 200,000	<p>USD 1,000,000 (out of which at least USD 500,000 of the net assets comprise of financial assets)</p> <p>USD 5,000,000</p>
IV	<p><u>Body corporates (including Limited Liability Partnerships)</u> or All the constituents of the body corporate independently meet the eligibility criteria as mentioned above in point I</p>	USD 200,000	<p>USD 5,000,000</p> <p>USD 1,000,000 (out of which at least USD 500,000 of the net assets comprise of financial assets)</p>

Documentation with respect to Accredited Status

Client Type	Supporting Documents	Key Considerations
For Individual / Sole Proprietorship / OPC	<p><i>Income Criteria</i> - ITR or Income Proof</p> <p><i>Net Worth Criteria</i> - New Worth Statement</p>	<ul style="list-style-type: none"> • Net asset statement excluding value of primary residence • Inclusion of indebtedness exceeding fair market value of primary residence as a liability
For Body Corporate / Partnership Firm / Trust	<p>Most recent audited financial statement (within preceding 12 months), or</p> <p>Certified balance sheet by authorized person (if audit not required) (within preceding 12 months)</p>	

- **Certificate of financial parameters (income/net worth/net assets) issued within the last 6 months by:**
 - Member of ICAI
 - Equivalent foreign professional body (as per G.S.R. 882(E) or as specified by IFSCA) eg. {Certified Public Accountant (CPA) , Association of Chartered Certified Accountants (ACCA) etc}
- **Currency conversion details (if applicable) for income/assets denominated in foreign currency shall be undertaken at the rate applicable on the date of such verification**

Key Points with Respect to Documentation

- Documents should be issued within the last 6 months
- For Foreign Investors the documents can be in local currency but preferable in USD
- Accredited Certificates issued by CDSL or NDML are not applicable
- For calculating New Worth Value of Self Occupied residence is not Considered
- Demand and time deposits with banks and financial institutions in IFSC, India or in any foreign jurisdiction, wherein the value of these deposits shall be considered to be lower of the actual value or USD 100,000

E.g. Saving Ac / Current Ac, Fixed Deposit, Recurring Deposit etc.
- ITR doesn't need to be certified and verified by Chartered Accountant

Key Points with Respect to Declaration

- Individual/Company/Partnership/Body Corporate is not resident of India under the Income-tax Act, 1961 ('the Act') and is not filing its income tax returns in India as resident of India and shall continue to be non-resident of India for the current financial year under the provisions of the Act.
- In case of any event in any financial year, subsequent to the date of captioned declaration, (Individual/Company/Partnership/Body Corporate) become(s) resident or likely to become a resident as per the provisions of the Act, I/it undertake(s) to inform the same to the Investment Manager on an immediate basis.
- In case of an individual applicant, hereby also confirm that:
 - I. I am not a citizen of India; or
 - II. My total income in India during the relevant previous year does not exceed INR 15,00,000; or
 - III. I am a tax resident in a country outside India because of my domicile/residence/other criteria of similar nature under the tax laws of such country.
- In case of an applicant being a company (not being an Indian company), place of effective management is outside India.
- In case of an applicant being other than individual or company, control and management of affairs is situated wholly outside India.
- Ultimate beneficial owner(s) of the investment and are not acting as nominee, trustee, or representative for any person resident in India.
- Enclosed herewith the following documents
 - I. Tax Identification Number, if available;
 - II. Permanent Address Proof or Certificate of Incorporation; and
 - III. Copy of income tax returns filed in India for the previous financial year, if any

Annexure



This Isn't New – Tried & Tested!



MIRAE ASSET INVESTMENT MANAGERS (INDIA) PRIVATE LIMITED - IFSC BRANCH

The Global Allocation Fund, has been actively running this same strategy for Indian investors, investing in global ETFs via the GIFT City route. The Global Advantage Fund brings this identical approach to Global Investors.

Proof: Dynamic Allocation in Action (Sept 2025 → May 2026)

Weightage of ETFs	Type	Sept 2025	Oct 2025	Nov 2025	Dec 2025	Jan 2026	Feb 2026	Mar 2026	Apr 2026	May 2026
Global X S&P 500 ETF	Core	26.9%	25%	27.4%	24.3%	23.4%	23.9%	25.0%	23.6%	20.6%
iShares MSCI Intl Dev Markets ETF	Core	11.1%	15%	15%	12.7%	13.3%	14.5%	14.2%	14.0%	11.9%
Global X AI & Technology ETF	Core	7.3%	11%	10.2%	7.1%	8.6%	7.6%	6.5%	8.6%	8.5%
Global X MSCI China ETF	Tactical	11.1%	14.7%	14.9%	12.7%	12.8%	14.0%	11.6%	9.1%	7.3%
Global X AI Semiconductor ETF	Tactical	13.3%	7.8%	8.6%	8.8%	9.7%	6.8%	7.0%	5.6%	7.8%
Global X Defense Tech ETF	Tactical	5.6%	5.8%	6.6%	4.7%	6.3%	7.0%	8.4%	8.1%	4.7%
Global X Data Center & Digital Infra ETF	Tactical	5.5%	5.8%	6.9%	4.7%	6.5%	6.5%	7.0%	9.1%	8.3%
Global X Rare Earth & Critical Materials ETF	Tactical	-	-	-	-	-	-	5.5%	4.6%	3.9%
iShares MSCI Emerging Markets ex China ETF	Tactical	-	-	-	-	-	-	7.0%	6.4%	5.9%
<i>Cash</i>		19.3%	14.9%	10.4%	25.0%	19.4%	19.7%	7.7%	10.8%	21.3%

Return Profile of Strategically Selected ETFs

Returns as on 31 May 2026

	Since Inception (10th Sept 2025)	3M	1M
Global X S&P 500 ETF	15.8%	10.1%	4.9%
iShares Core MSCI International Developed Markets ETF	14.2%	1.5%	2.5%
Global X Artificial Intelligence & Technology ETF	43.8%	34.5%	18.5%
Global X MSCI China ETF	-11.6%	-6.0%	-3.2%
Global X Defense Tech ETF	5.9%	-12.4%	-0.6%
Global X Artificial Intelligence Semiconductor ETF	72.9%	40.6%	18.0%
Global X Data Center & Digital Infrastructure ETF	64.8%	24.7%	9.3%
iShares MSCI EMR MRK EX China	Bought in Mar-26	NA	-9.7%
Global X Rare Earth & Critical Materials ETF	Bought in Mar-26	-NA	-0.05%

Calendar Year Basis	2025	2024	2023	2022	2021	2020
Global X S&P 500 ETF	16.1%	23.3%	24.2%	-19.4%	26.9%	16.3%
iShares Core MSCI International Developed Markets ETF	27.9%	1.3%	13.7%	-17.1%	9.6%	5.9%
Global X Artificial Intelligence & Technology ETF	31.6%	23.9%	55.1%	-36.8%	16.9%	52.0%
Global X MSCI China ETF	29.7%	19.9%	-13.7%	-	-	-
Global X Defense Tech ETF	73.2%	34.3%	12.6%	-	-	-
Global X Artificial Intelligence Semiconductor ETF	50.1%	16.7%	68.6%	-43.5%	17.2%	-
Global X Data Center & Digital Infrastructure ETF	27.5%	12.9%	17.5%	-32.6%	18.8%	5.5%
iShares MSCI Emerging Mrk ex China	31.1%	0.1%	16.7%	-20.9%	6.6%	11.0%
Global X Rare Earth & Critical Materials ETF	96.6%	-8.1%	-21.1%	-	-	-

Historical Returns of underlying Geographical Indices

Theme	Indices	2025	2024	2023	2022	2021	2020	2019	Point to Point Returns			
									6M	1Y	3Y	5Y
USA – S&P 500	S&P 500 Index	16.3%	23.3%	24.2%	-19.4%	26.9%	16.3%	28.9%	11.0%	28.2%	22%	13%
Developed Markets ex USA	MSCI WORLD ex USA	27.0%	4.4%	17.2%	-15.3%	12.4%	8.3%	22.9%	13.5%	24.9%	18%	9%
China	MSCI China Index	33.4%	15.7%	-13.2%	-23.5%	-22.4%	26.7%	20.4%	-10.6%	4.0%	9%	-7%
Japan	NIKKEI Index	26.2%	19.2%	28.2%	-9.4%	4.9%	16%	18.2%	34.5%	74.7%	29%	18%

Source : Bloomberg, In USD, Returns less than 1Y are absolute, above 1Y are CAGR, CY is calculated from 1st of every year to 31 of every year whereas PTP is based on number of days, Data as on 31 May 2026

Historical Returns of underlying Thematic Indices

Theme	Indices	2025	2024	2023	2022	2021	2020	2019	Point to Point Returns			
									6M	1Y	3Y	5Y
Artificial Intelligence	Indxx Artificial Intelligence and Big Data Index	38.2%	25.0%	55.8%	-35.9%	17.6%	53.5%	38.8%	34.0%	68.2%	38%	19%
Defense	Global X Defense Tech Index	83.6%	36.1%	23.2%	3.4%	-	-	-	11.0%	20.2%	43%	-
Semiconductor	PHLX US AI Semiconductor Index	52.2%	59.3%	90.7%	-38.0%	55.6%	78.7%	22.1%	50.8%	123.9%	62%	41%
Data Center	Solactive Data Center REITs & Digital Infrastructure Index	36.0%	16.0%	18.3%	-30.5%	20.8%	0.8%	-	53.6%	86.6%	37%	16%
Blockchain	Solactive Blockchain Index	27.3%	18.1%	265.7%	-85.5%	-	-	-	25.4%	127.0%	58%	-
Rare Earth & Critical Materials	Solactive Disruptive Materials Index	97.5%	-6.8%	-19.3%	-	-	-	-	29.7%	119.0%	24%	-

Investment Committee – Profiles (Mirae Asset India)



Mr. Naresh Vaswani (Fund Manager - Gift City)

Naresh is a Chartered Accountant with an outstanding academic record and over six years of extensive experience in equity markets. His expertise covers key sectors including IT, hospitals, diagnostics, chemicals and real estate, where he has honed a deep understanding of market trends and investment opportunities. In current capacity he is Fund manager for Mirae Asset Global Allocation Fund & Mirae Asset India Equity Allocation Fund (GIFT City).



Mr. Vaibhav Shah (Head - Products, Business Strategy and International Business)

Mr. Vaibhav Shah has more than 20 years of experience in the field of Mutual Funds, Financial Services and Stock Markets. He has been associated with Mirae Asset Mutual Fund for more than 13 years (since August 2011). He is currently Heading the Products, Business Strategy International Business divisions. In the past he has also headed Marketing, PR and Business Development functions for Mirae Asset MF. Prior to joining Mirae Asset MF, he had been associated with various leading National International Banks (ICICI Bank and DBS Bank) where he was responsible for Product strategies for Mutual Funds & Alternate Investment Products. He was associated with industries from stock broking firm in his first assignments. He is a Chartered Accountant, Certified Financial Planner and MBA Finance by qualification.



Mr. Siddharth Srivastava (Head - ETF Products)

Mr. Siddharth Srivastava has more than 13 years of experience in the field of financial services and stock markets. He has been associated with Mirae Asset Investment Managers (Pvt Ltd from 1 st January 2020 till date with overall responsibilities of leading passive investment products. Prior to this assignment, he was Senior Manager at NSE Indices Ltd and was also associated as Senior Associate at Morgan Stanley Capital International. Mr. Srivastava currently manages Mirae Asset S&P 500 Top 50 ETF, Mirae Asset NYSE FANG ETF, Mirae Asset Hang Seng TECH ETF, Mirae Asset Global Electric Autonomous Vehicles ETF Fund of Fund, Mirae Asset Global X Artificial Intelligence Technology ETF Fund of Fund.

Portfolio Selection Process:

As part of the Investment process, structured meetings are done with the Global X Teams. From USA , Canada & HK. Based on the opinion/outlook of the Teams, the underlying potential investments will be evaluated by the Local Team.

Guardrails of Allocation:

- The Thematic allocation will be 50%-70% in , while Country allocation of 30%-50% Developed Markets and Select Emerging Market
- For Thematic allocation, the underlying potential investments will be reviewed on various parameters including but not limited to the below:
 - Structural Journey of the theme (across segment based on market condition/valuation)
 - Long term growth potential
 - Diversification through growing global themes
- For Country allocation, weightage of the countries in the global market capitalization will be reviewed and proportionate exposure to be taken.

The information contained in this document is compiled from third party and publicly available sources and is included for general information purposes only. There can be no assurance and guarantee on the yields/returns. The statements contained herein are based on current views and involve known and unknown risks and uncertainties. Whilst Mirae Asset Investment Managers (India) Private Limited - IFSC Branch (FME) shall have no responsibility/liability whatsoever for the accuracy or any use or reliance thereof of such information, the FME, its associate or sponsors or group companies, its Directors or employees accepts no liability for any loss or damage of any kind resulting out of the use of this document. Financial products, instruments and investments are subject to market risks and returns, yields liquidity from these may vary depending on different factors that affect financial markets. The recipient(s) before acting on any information herein should make his/her/their own investigation and seek appropriate professional advice and shall alone be fully responsible / liable for any decision taken on the basis of information contained herein. Any reliance on the accuracy or use of such information shall be done only after consultation to the financial consultant to understand the specific legal, tax or financial implications.

This presentation is part of a privately placed placement memorandum meant for investment and intended only to those investors to whom it is directed/proposed to or only to the intended recipients/investors and is generally not available to retail investors or public at large for investments. If you are in receipt of the placement memorandum for this fund to which you are not the intended recipients, then it is requested to kindly return back the copy of the said documents to the sender or destroy/delete copies of the same.